

DIRECT CONNECTION TO REFRIGERATED REEFER UNIT DATA CARRIER & THERMO KING



BENEFITS



Preservation of Product Quality

Cold chain monitoring ensures that perishable items such as fruit, meat, and pharmaceuticals remain fresh throughout their journey and are safe for consumption.



Compliance with Regulations

Cold chain tracking helps you remain compliant with regulations related to the transportation of temperature-sensitive goods, whether it's for pharmaceutical products or food safety, avoiding potential charges.



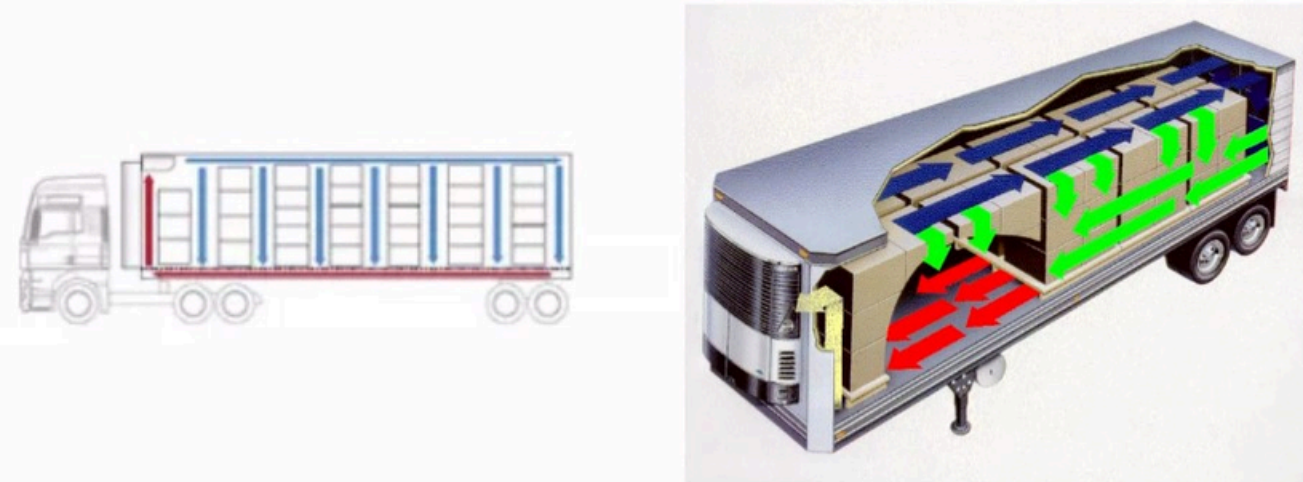
Immediate Detection of Temperature Changes

A remote reefer monitoring system allows you to quickly detect any temperature issues and take action. This way, you can prevent spoilage and avoid financial losses.

How Refrigerated road transport works

Blue – Supply Air (Cold Air from the unit)

Red – Return Air (Load temperature back to unit)

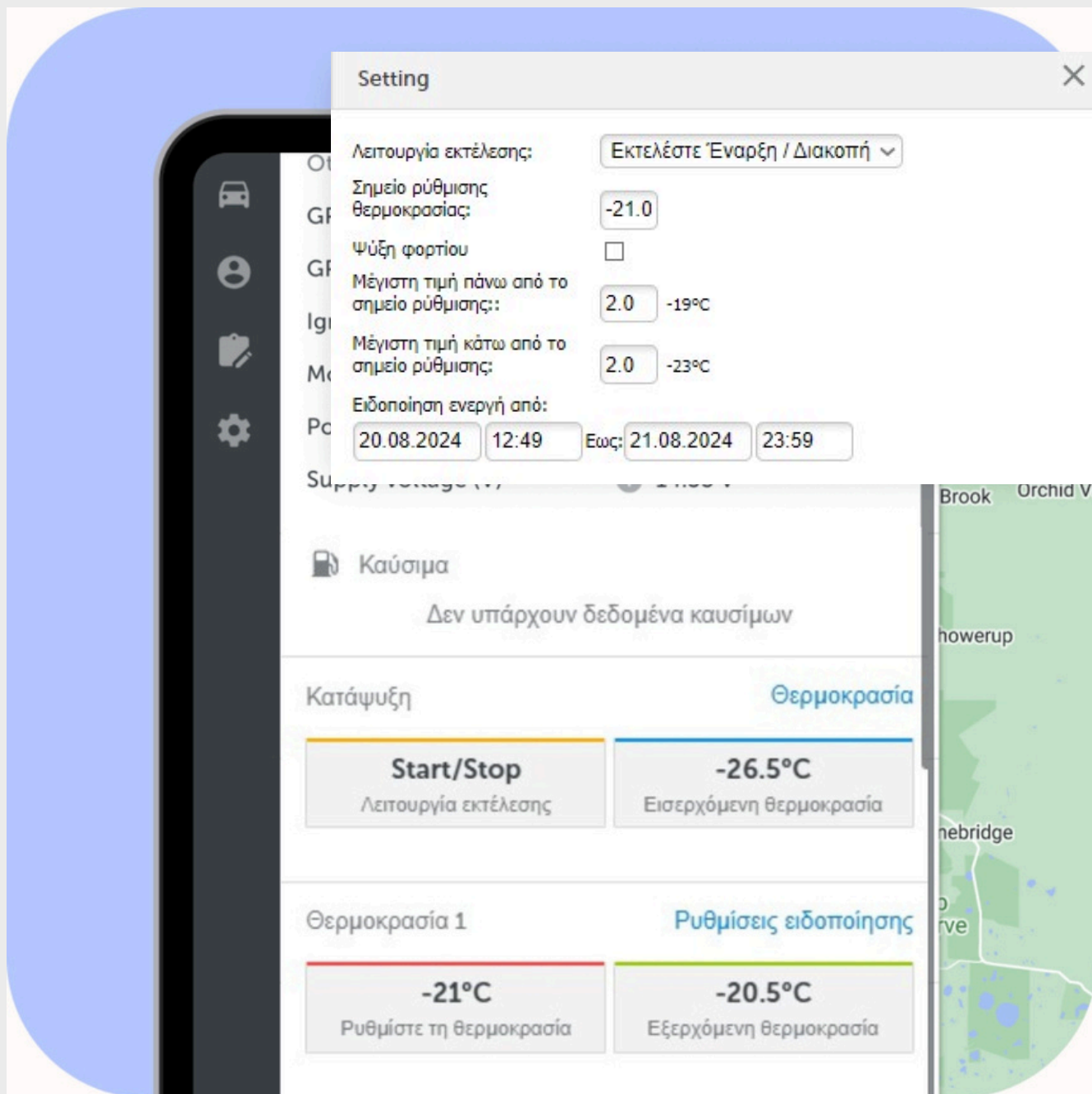


Refrigerated road transport reefer units DO NOT PULL TEMPERATURE, THEY MAINTAIN THE TEMPERATURE

WHAT WE OFFER

- ▶▶ Ability to customize measurement frequency according to your needs.
- ▶▶ Ability to receive notifications on mobile, web, SMS and email in case the temperature exceeds the limits that have been set.
- ▶▶ User-friendly fleet management interface with real-time measurement monitoring capabilities.
- ▶▶ Access to historical temperature data.
- ▶▶ A wide range of customized reports tailored to your needs.

Alfakom offers the most specialized solution and maximum accuracy, with direct connection of our device to the refrigerated unit, receiving Live Temperature Data, Setpoint, Carrier operating hours, electricity operating hours and much more!

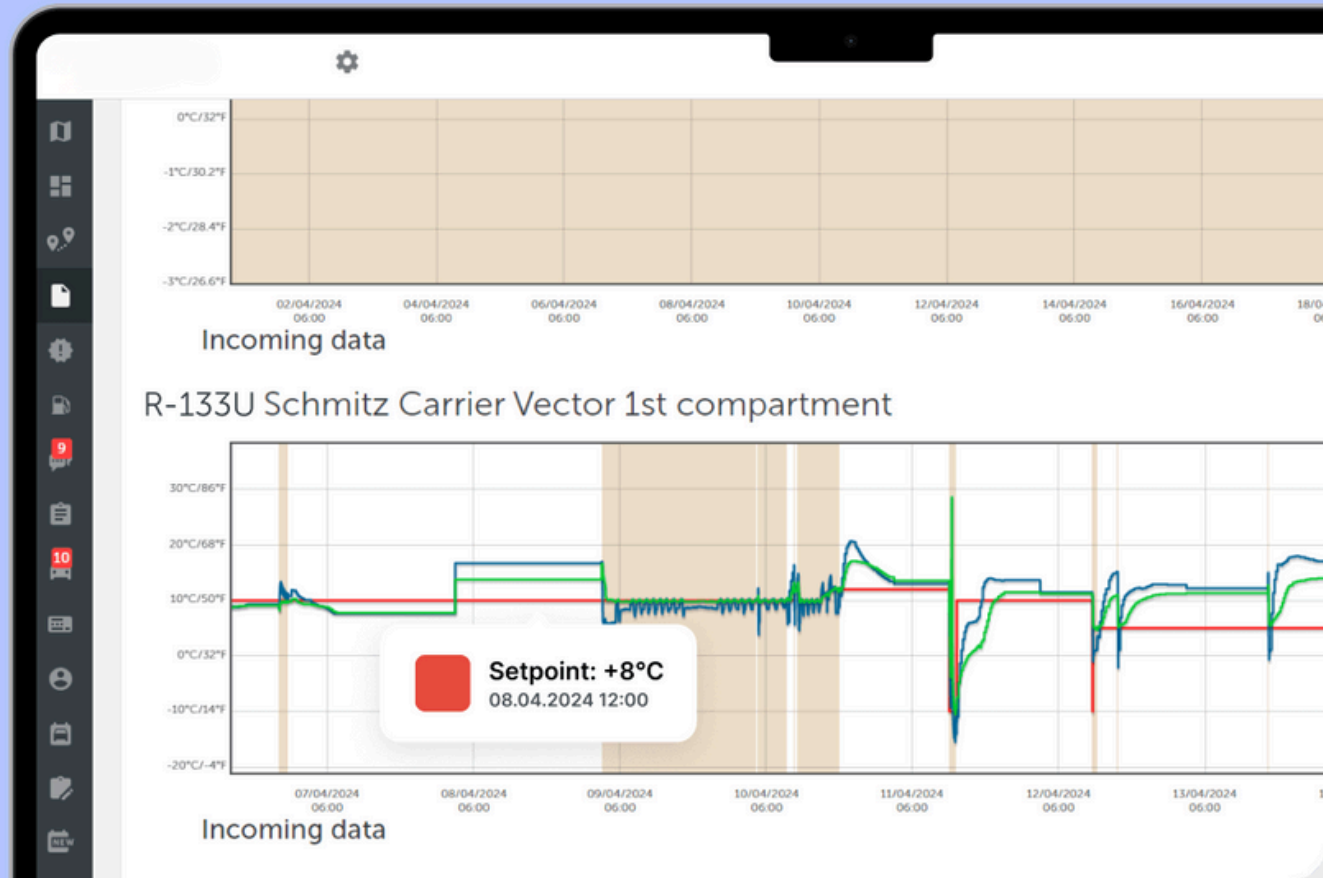


DATA REPRESENTATION IN OUR CLOUD

- Live Operating Mode (Start - Stop, Continuous)
- Live Supply Temperature
- Setpoint
- Live Return Temperature (Chamber Temperature)
- Refrigerated Chamber Operating Hours (Diesel)
- Electric Operating Hours

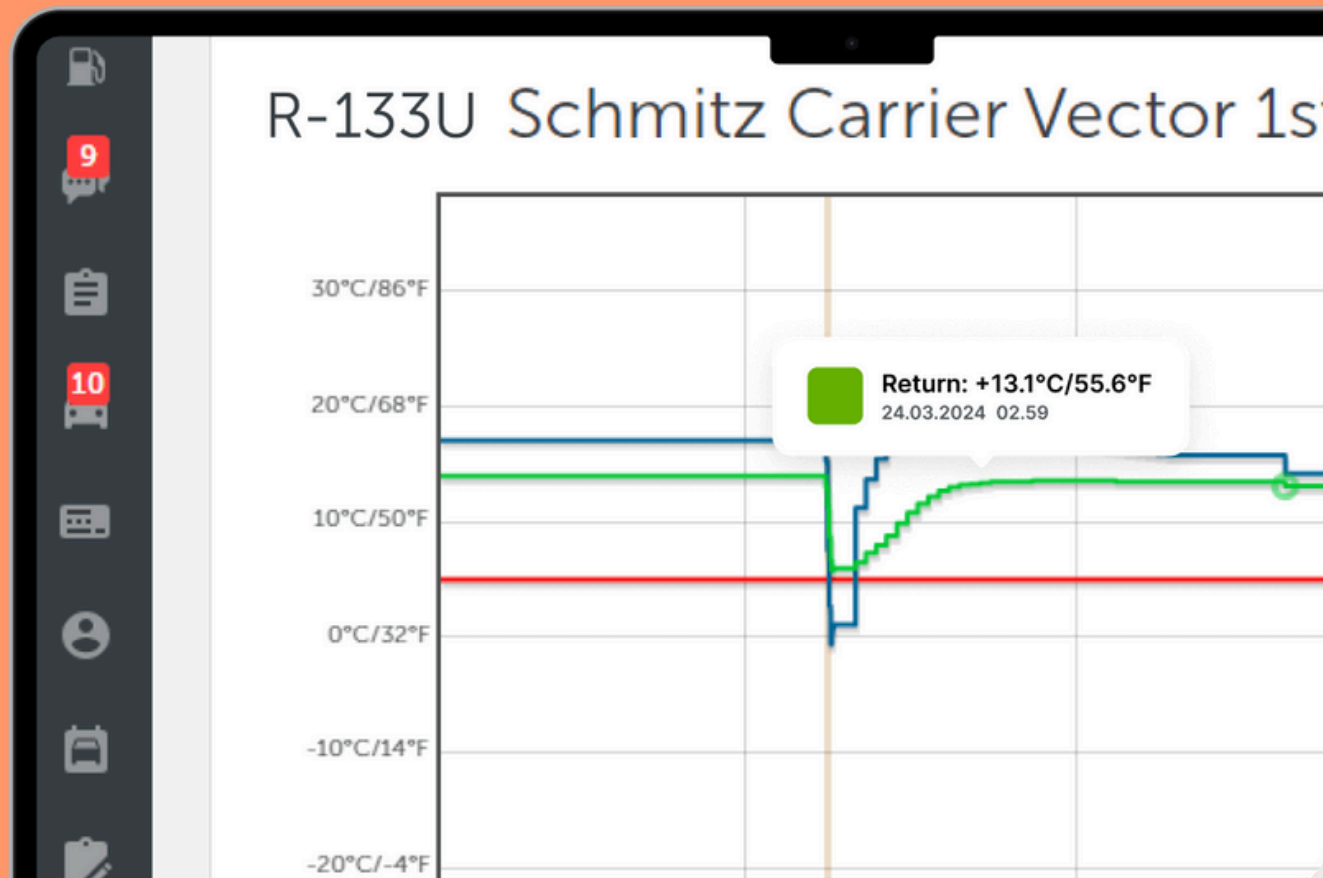
SETPOINT TEMPERATURE

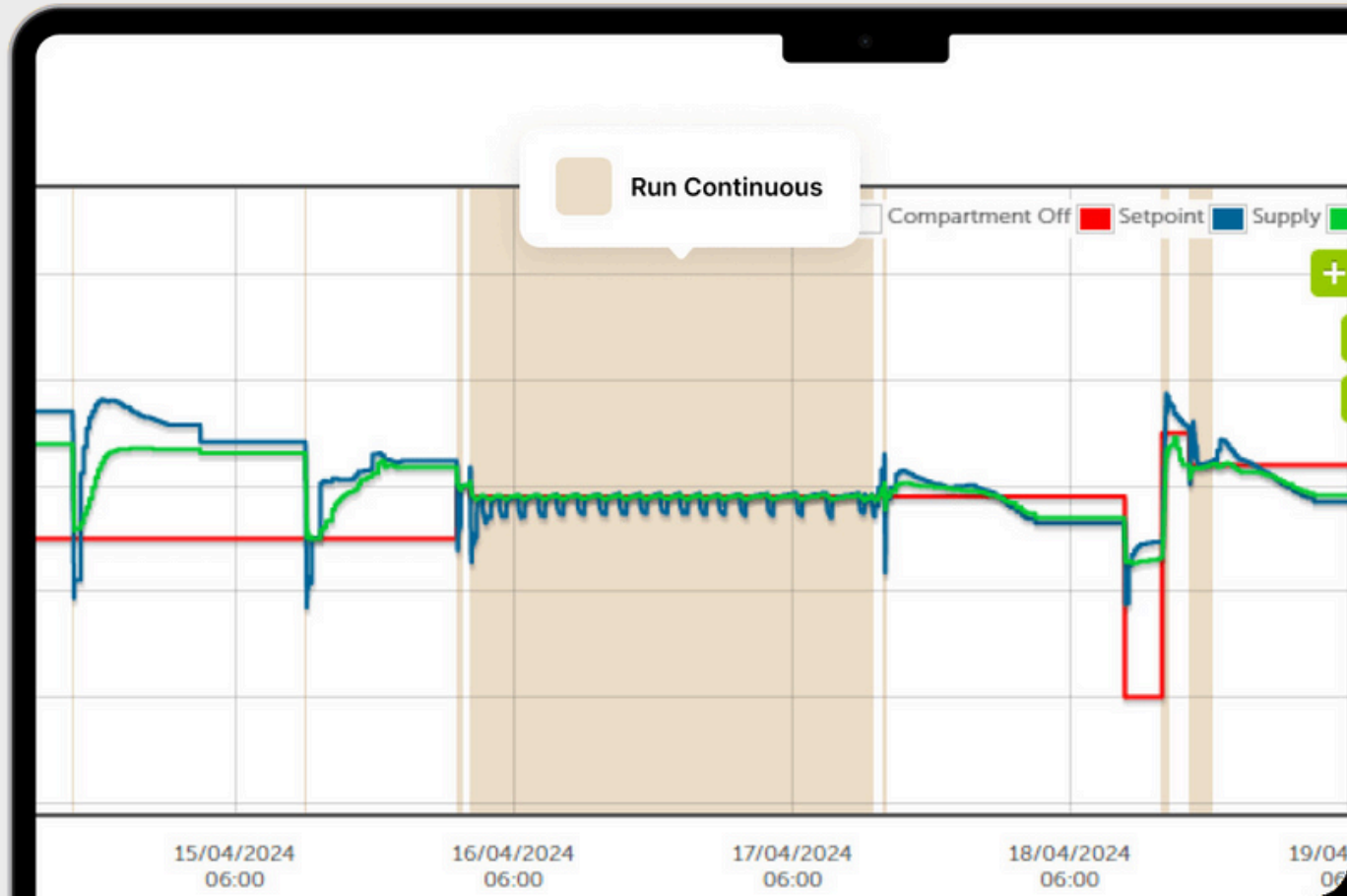
With the setpoint as a reference, you can monitor any temperature deviations at any given time.



SUPPLY AND RETURN TEMPERATURE

Monitor the air temperature produced by the component, as well as the return temperature, which represents the actual temperature of the chamber. This data helps maintain the integrity of the cargo throughout the journey.





OPERATING MODE

Check whether the cargo is being transported in the continuous or start-stop mode. If the driver has chosen the wrong mode, the fleet manager receives an alert.

Reefer alerts

Car: Date:

Licence plate	Date
JR-1293	27/04/2024 23:36
HJ-7492	27/04/2024 23:35
RL-1249	27/04/2024 23:35
SM-1304	27/04/2024 23:35
LK-2830	27/04/2024 23:32

ALERTS

Cold chain monitoring lets you set up a range of alerts. Use them to know if the temperature or operation mode is wrong and if the cargo needs to be cooled down.



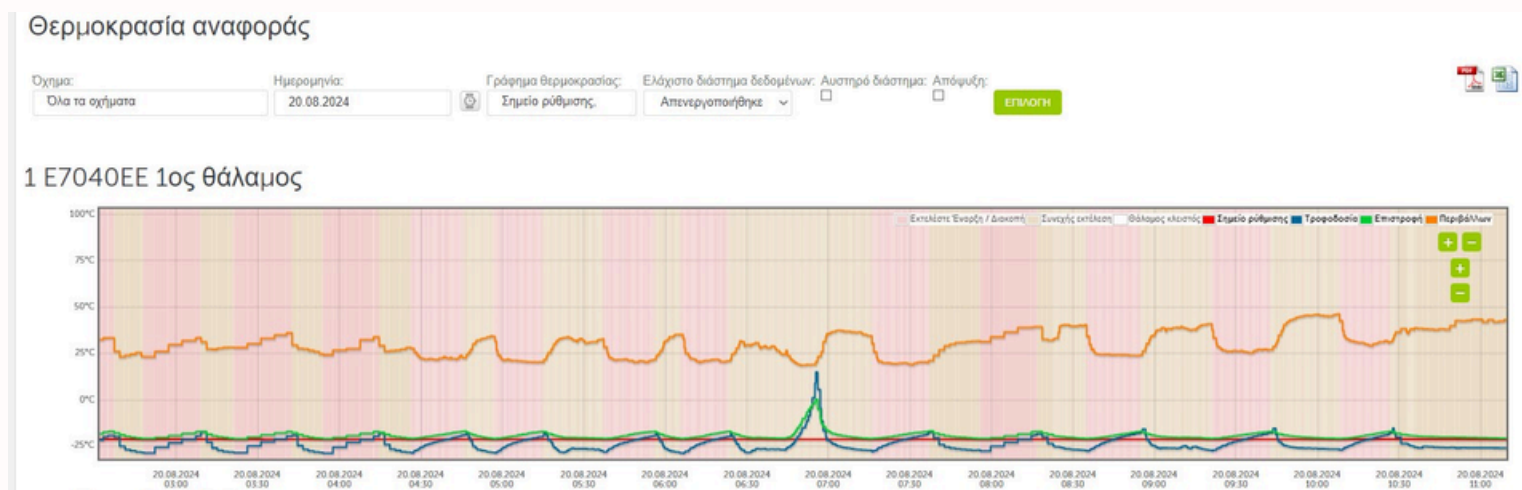
HISTORY AND ANALYSIS OF ROUTE TEMPERATURES

Route Temperature

In our platform, you can view the temperature of your refrigerated unit for any route and at any given time directly from the CAN (brain) of the chamber.



TEMPERATURE REPORTS AND STATISTICS



In our Platform you can create a report with all the details of the refrigerated chamber on any date. In addition, we can download these reports in PDF and EXCEL.

Setting

Λειτουργία εκτέλεσης: Εκτελέστε Έναρξη / Διακοπή

Σημείο ρύθμισης θερμοκρασίας: -21.0

Ψύξη φορτίου:

Μέγιστη τιμή πάνω από το σημείο ρύθμισης: 2.0 -19°C

Μέγιστη τιμή κάτω από το σημείο ρύθμισης: 2.0 -23°C

Ειδοποίηση ενεργή από: 20.08.2024 12:49 Εως: 21.08.2024 23:59

Αποστολή Ειδοποίησης

Στο e-mail: info@alfakom.gr

Αναδυόμενο παράθυρο (WEB)

Πρόσθετα e-mail

Προσθήκη

Όνομα φορτίου:

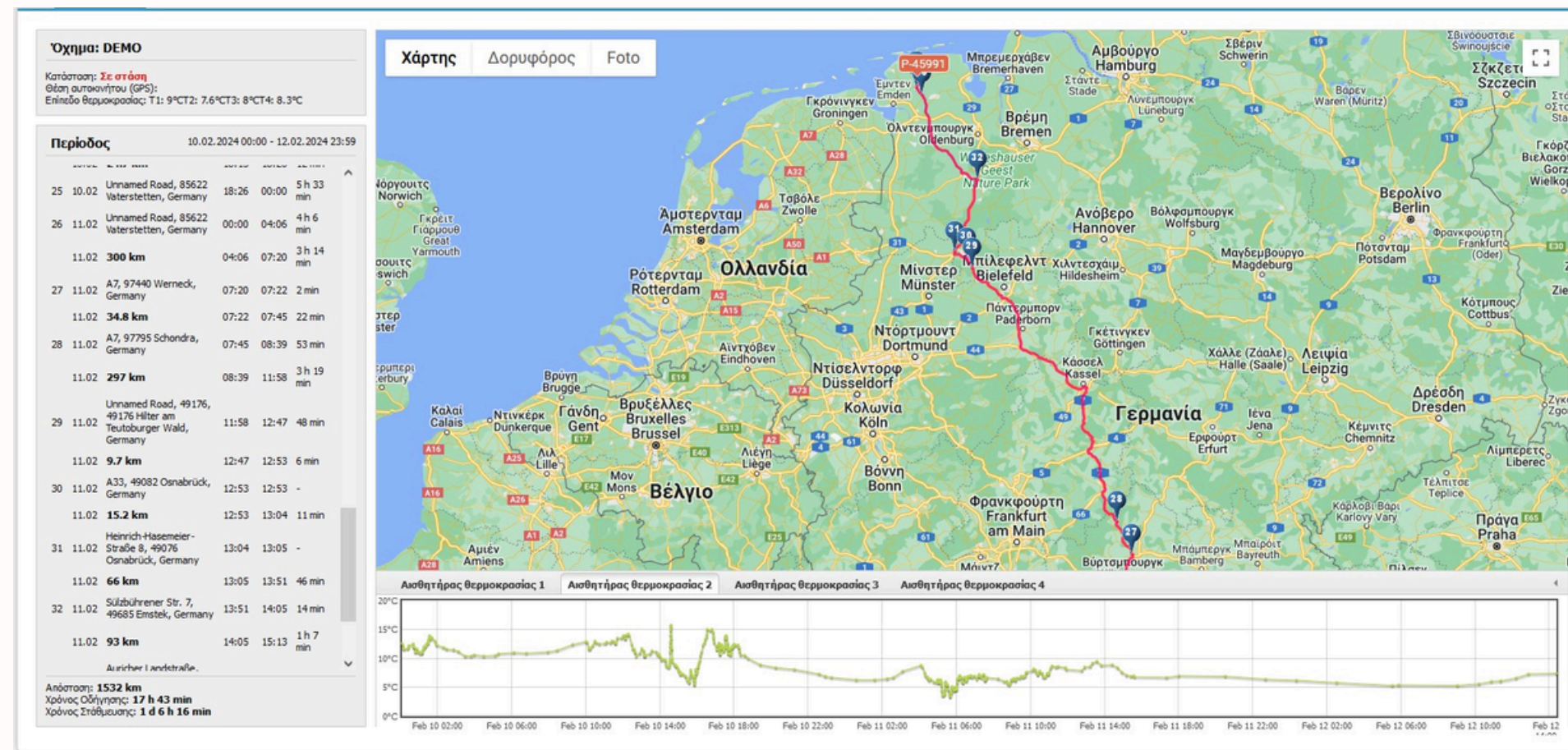
ΑΠΟΘΗΚΕΥΣΗ

Notifications

Receive a notification (via email / push notification on your mobile or computer) whenever the temperature of your refrigerated chamber exceeds a specific limit.

LINK TO POSITION WITH TEMPERATURES

Through the platform, you have the ability to send your customers a link with position and temperature, ensuring both the taken route and the temperature at all points along the route, including total kilometers and stops.



COMPATIBLE REFRIGERATED REEFER UNITS

Carrier	INTAKE/RETURN TEMP	ACTIVE HOURS	ENGINE/WORK HOURS	FUEL LEVEL (IF SENSOR PRESENT)	DIAGNOSTIC CODES	RPM	ENGINE TEMP	AUX TEMP	WORK MODE	DTC CLEAR	REMOTE CONTROL	HISTORY DOWNLOAD
Supra Sx	•	•	•		•			•	•	•	•	•
Supra 750	•	•	•		•			•	•	•	•	•
Supra 850	•	•	•		•			•	•	•	•	•
Supra 950	•	•	•		•			•	•	•	•	•
Vector	•	•	•	•	•	•	•	•	•	•	•	•
X2	•	•	•	•	•	•	•	•	•	•	•	•
X4	•	•	•	•	•	•	•	•	•	•	•	•
HE xxxx	•	•	•	•	•	•	•	•	•	•	•	•
M600	•	•										
X series	•	•										
Maxima-xxxx	•	•	•	•	•	•	•	•	•	•	•	•
Thermo king												
Smartreefer 2	•	•	•	•	•	•	•	•	•	•	•	•
Smartreefer 3	•	•	•	•	•	•	•	•	•	•	•	•
Smartreefer 4	•	•	•	•	•	•	•	•	•	•	•	•
Precedent S-X	•	•	•	•	•	•	•	•	•	•	•	•
SLXi	•	•	•	•	•	•	•	•	•	•	•	•
Precedent C-x	•	•	•	•	•	•	•	•	•	•	•	•
T-xx00R	•	•	•		•			•		•		•
T-x0 series	•	•	•		•			•		•		•





For any information or clarification, please contact us.

 (+30) 2310767777

 info@alfakom.gr

 www.alfakom.gr

 Solonos 36-38, Thessaloniki, Greece

